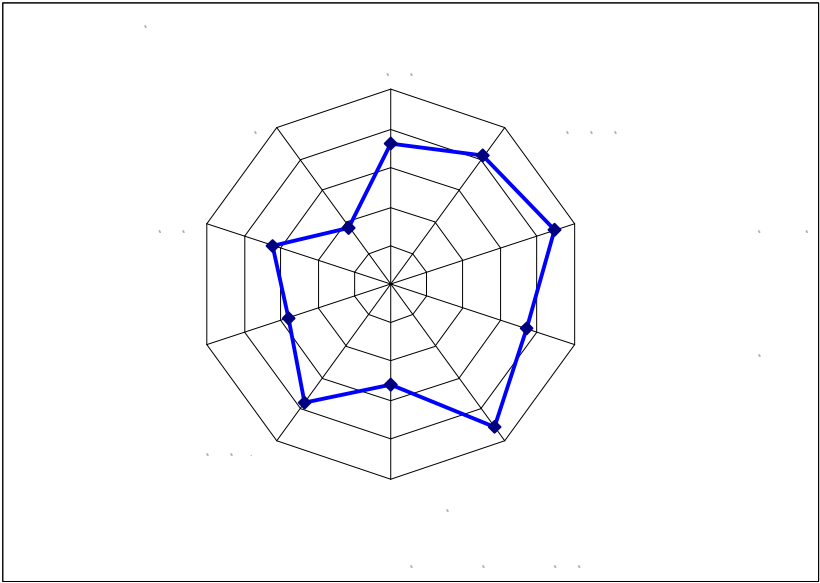


	7
1 2009	9
2	15
2.1	15
2.2	16
2.3	17
3	18
3.1	18
3.2	26
3.3	26
3.4	30
3.5	37
3.6	47
3.7	53
3.8	55
.	60
3.10	64
4	69
.....	77
1	77
1.1	77
1.2	81
1.2.1	81
1.2.2	85

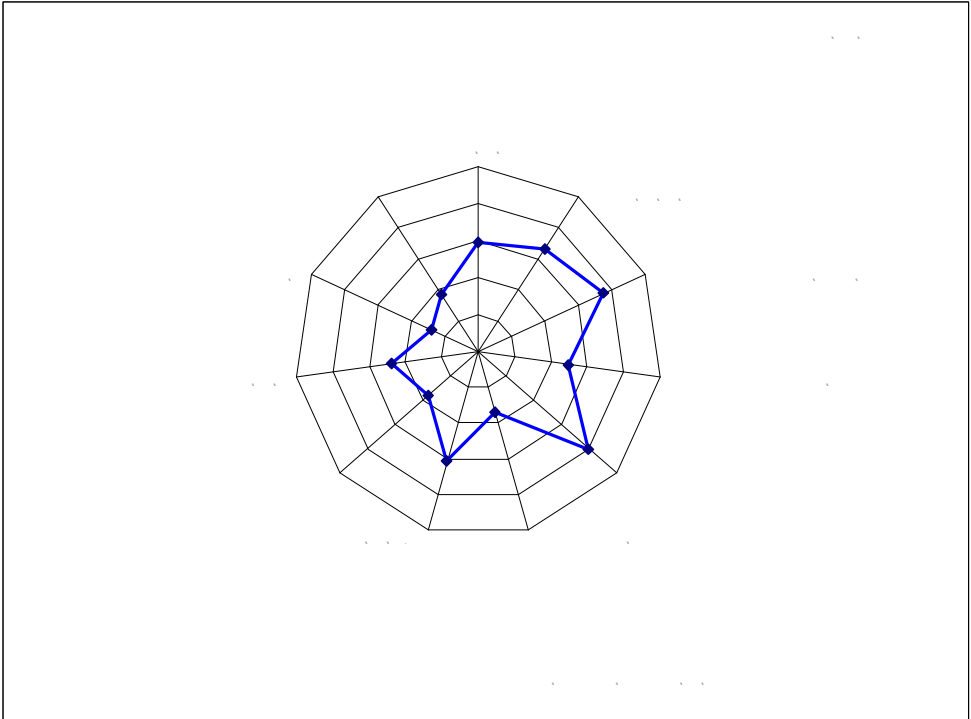
1.2.3	I	85
1.2.4		89
1.2.5	ARP	93
1.2.6		97
1.2.7		101
1.2.8		105
1.2.9		109
1.2.10	I	113
1.2.11		117
1.2.12		121
2.		125
2.1		125
		126
2.2.1		126
2.2.2		126
2.2.3	I	126
2.2.4		127
2.2.5	ARP	127
2.2.6		128
2.2.7		128
2.2.8		128
2.2.9		129
2.2.10		129
3		130
3.1		130
3.2		130
3.2.1		130

3.2.2	131
3.2.3	I	131
3.2.4	ARP	132
3.2.5	132
.....		133
1	2009	133
2	2009	134
3	135
4	137
.....		139
1 7.0.....	139
2 7.0143	
3 7.0.....	146
.....		149
1	
	1.0.....	149
2	1.0158



2

2.1




87

95

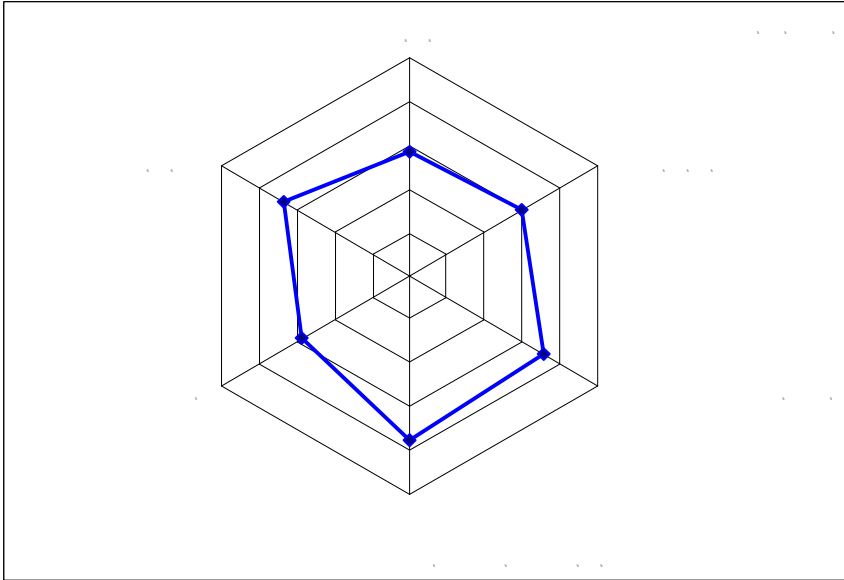
95

58

2.2

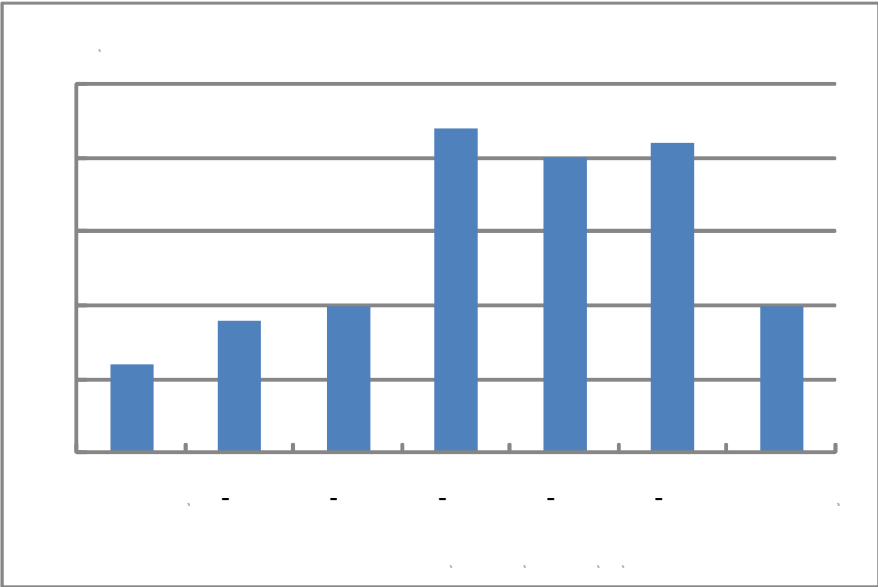


2.3

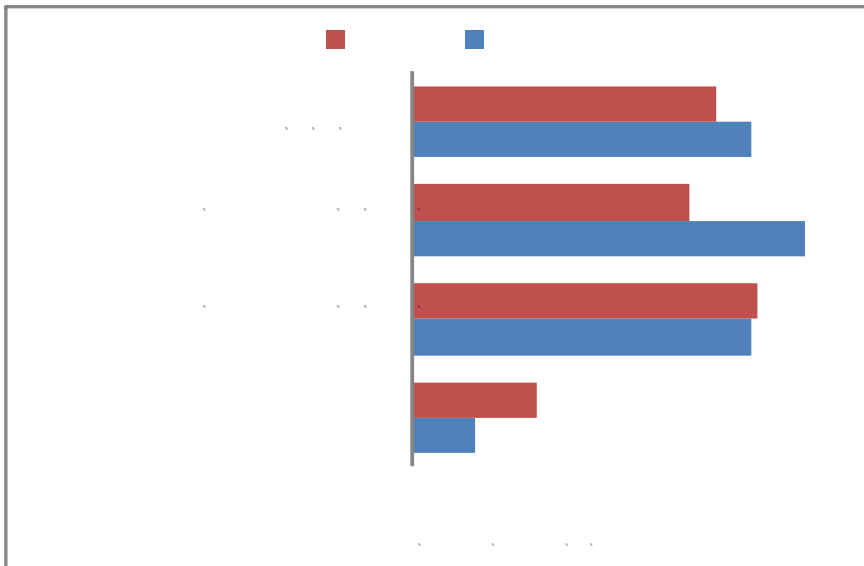


3

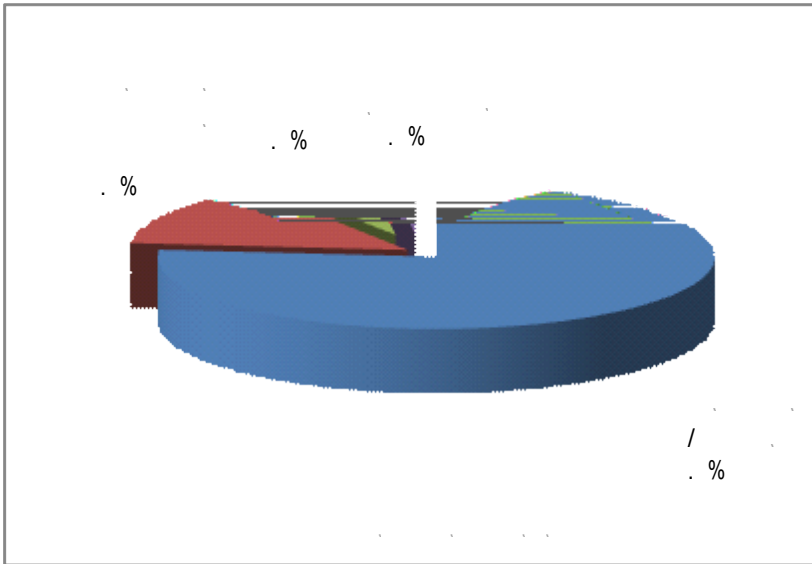
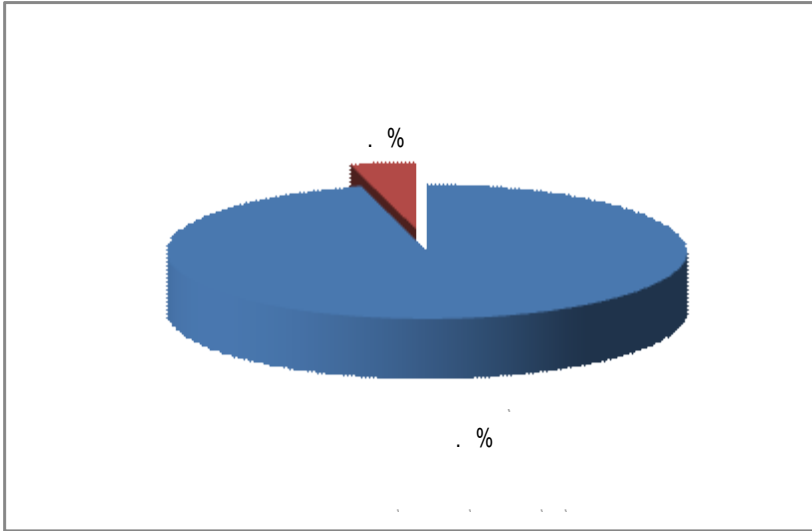
3.1

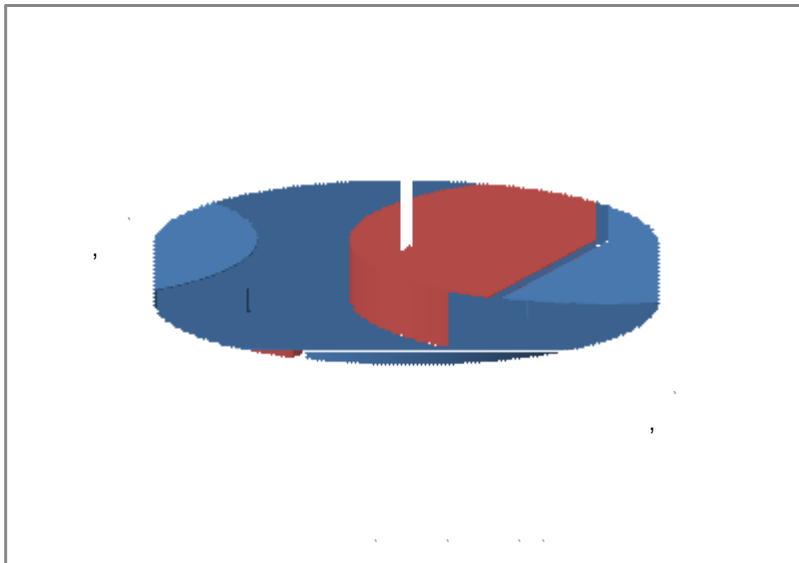


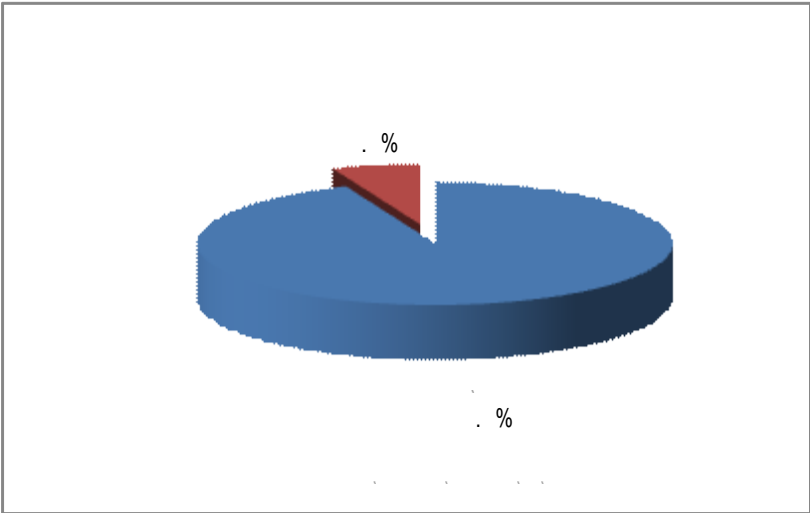
The following text is a series of scattered characters and symbols, likely representing a corrupted or low-quality scan of a document. It contains no legible words or phrases.

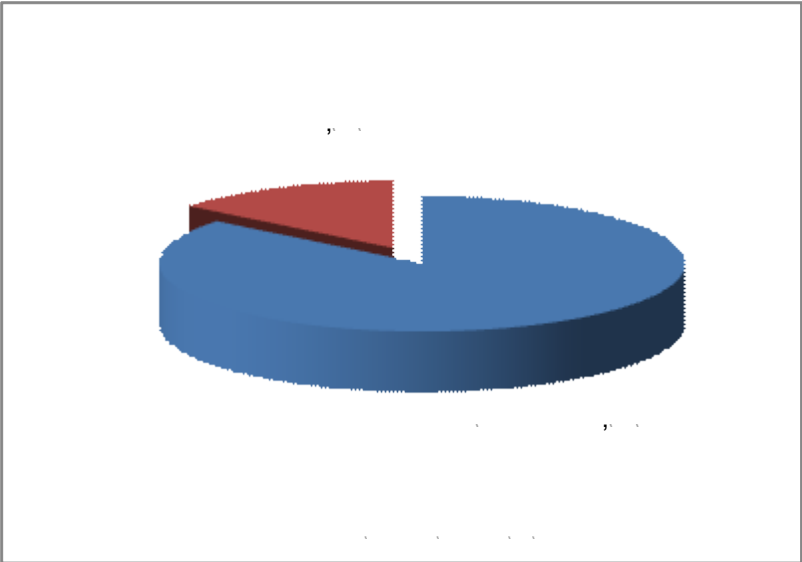
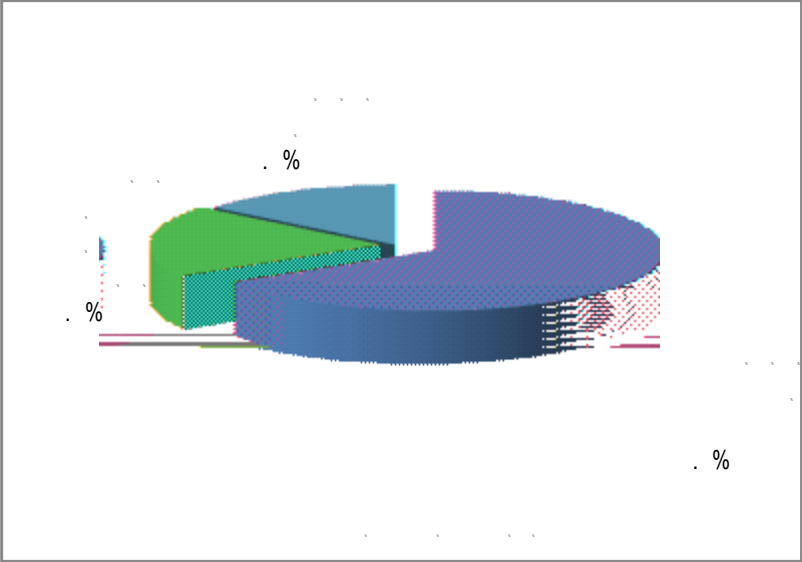


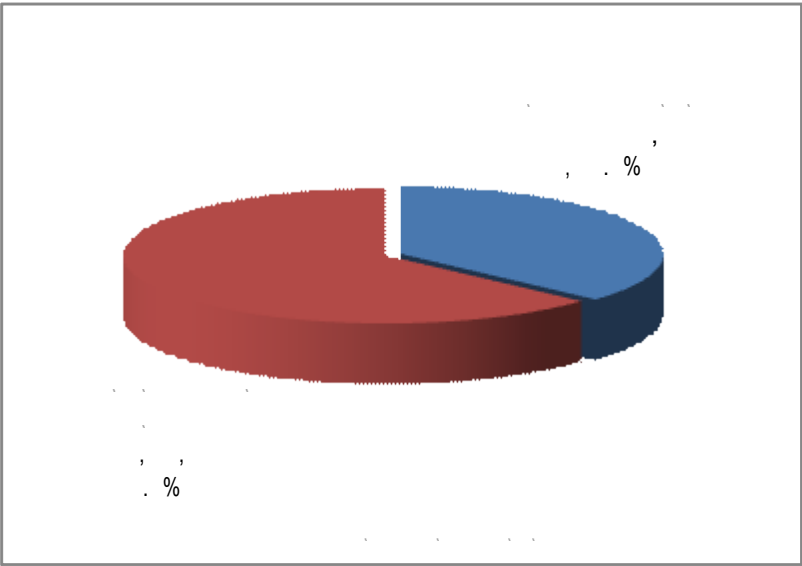
.....





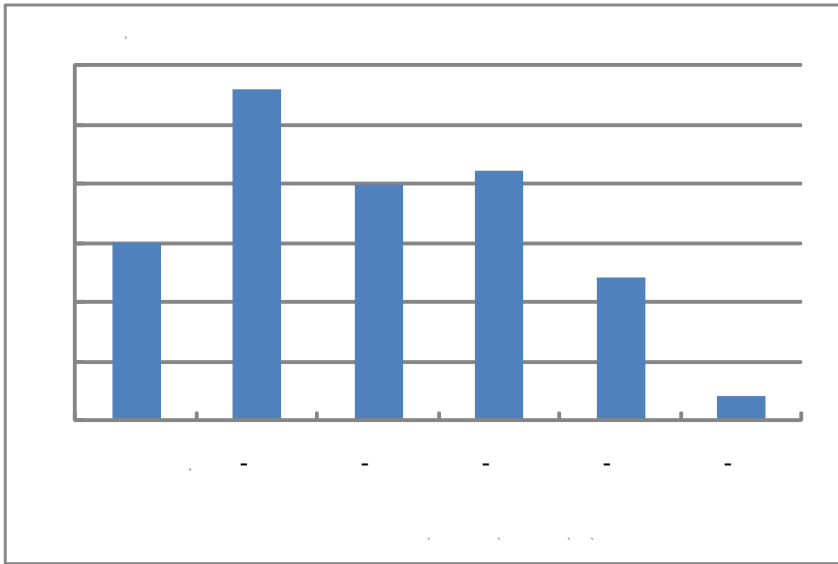






3.2

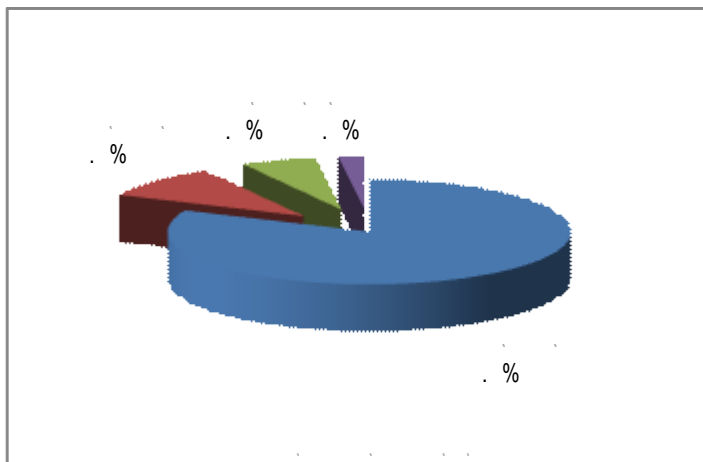
3.3 IT

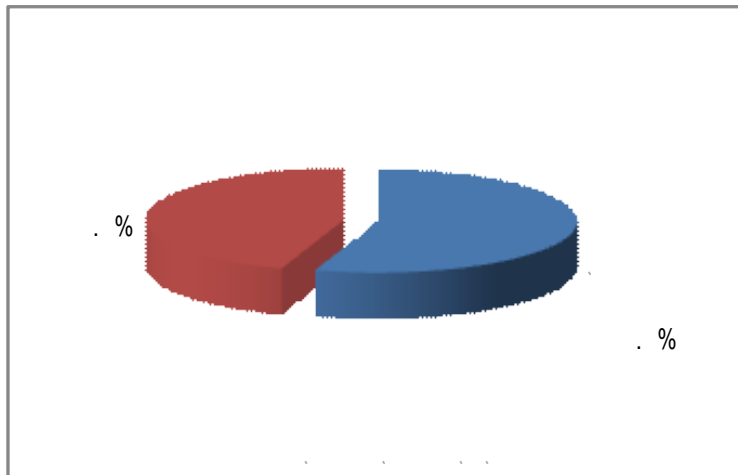
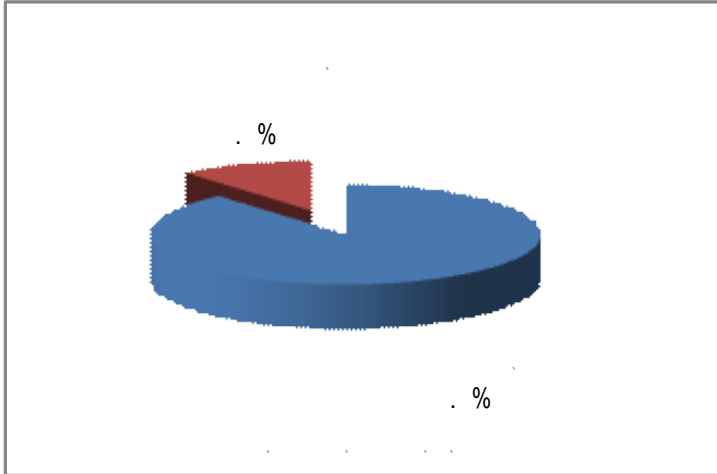


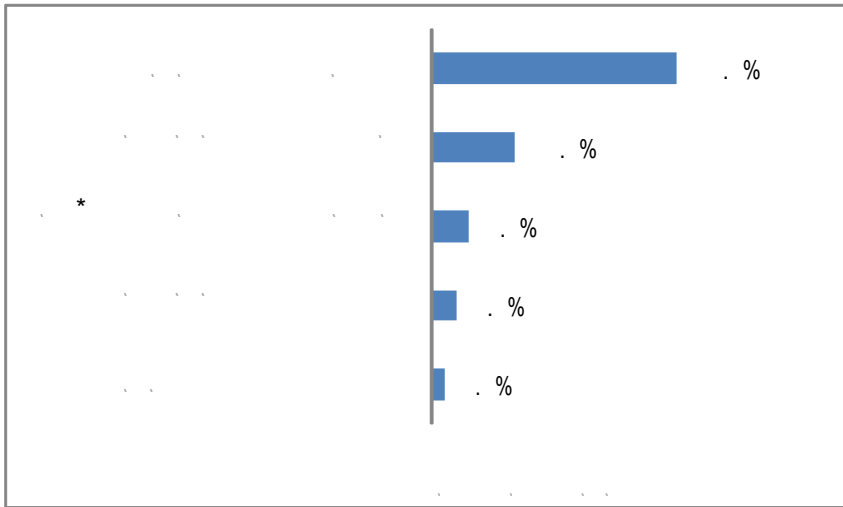
The chart displays the distribution of a variable across six categories. The y-axis represents the frequency or count, with six horizontal grid lines. The bars are blue and represent the following approximate values:

- Category 1: 3.5
- Category 2: 5.5
- Category 3: 4.5
- Category 4: 4.8
- Category 5: 3.5
- Category 6: 1.0

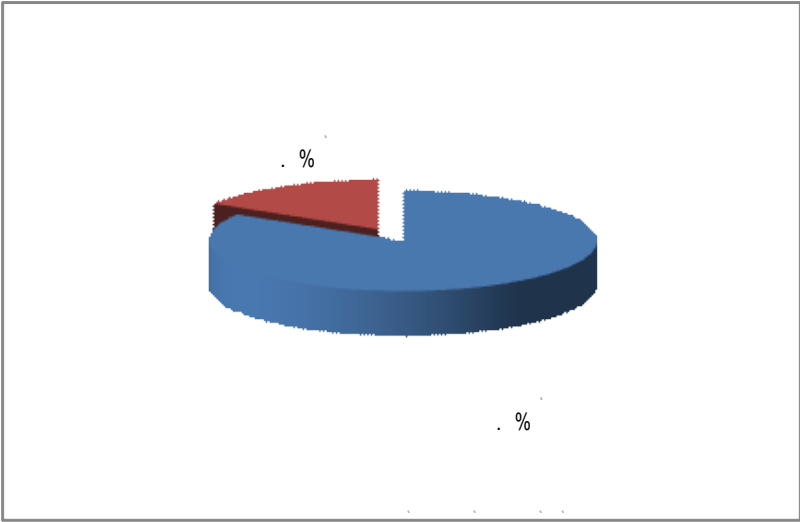
The highest frequency is observed in Category 2, followed by Category 4, Category 3, Category 5, Category 1, and Category 6.




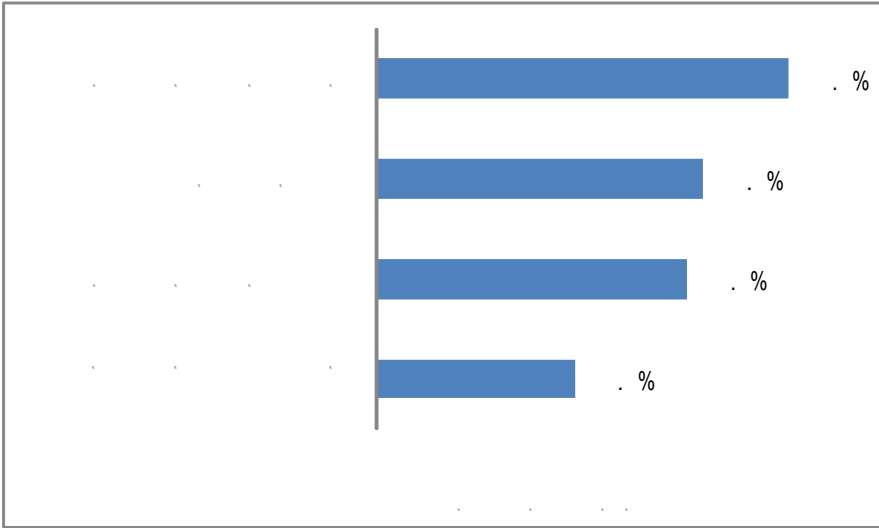




3.4







... ..

... ..

... ..

... ..

... ..

... ..

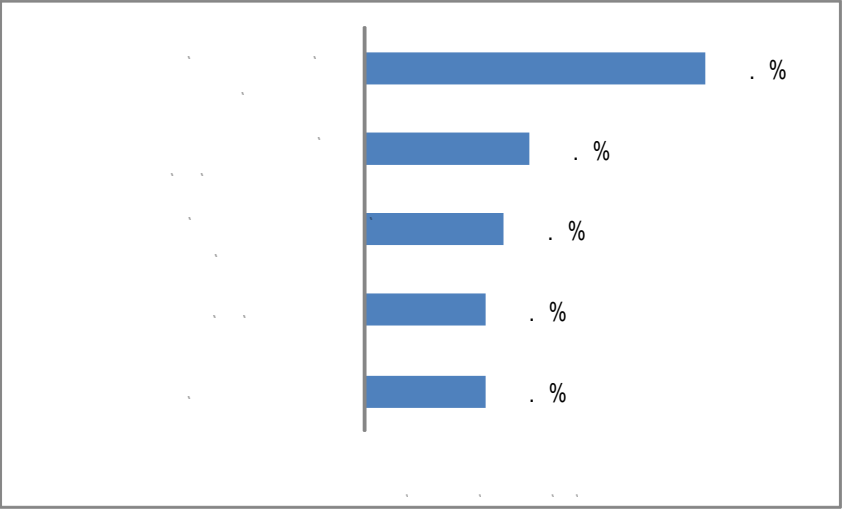
... ..

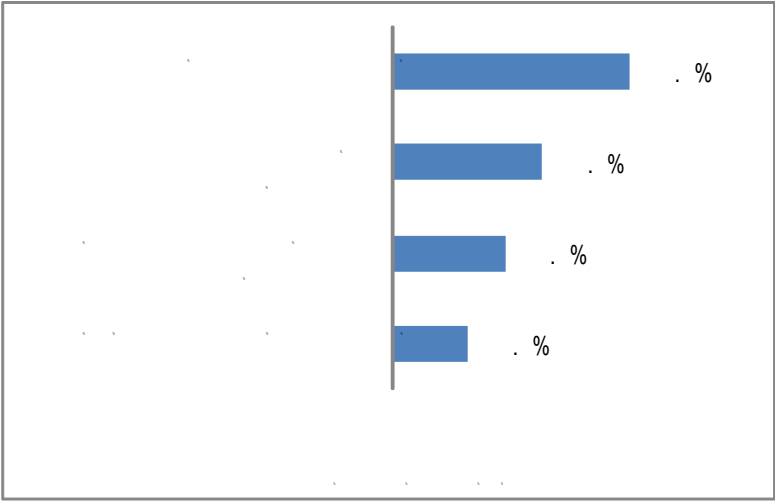
... ..

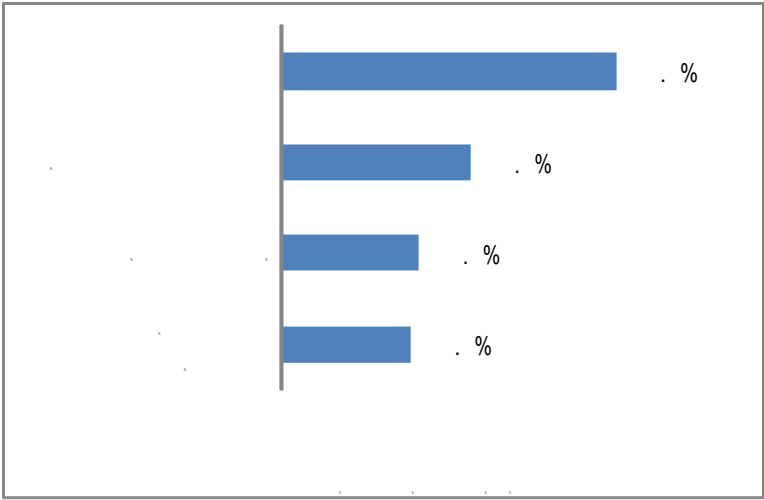
... ..

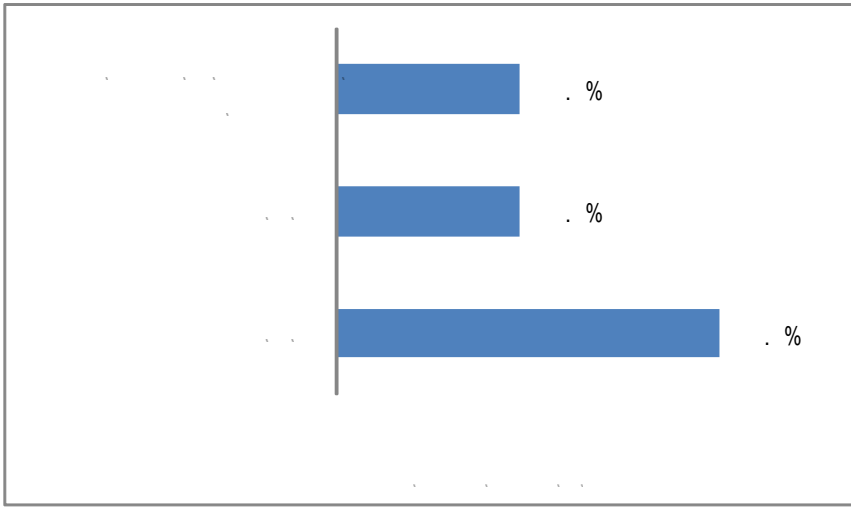
... ..

... ..







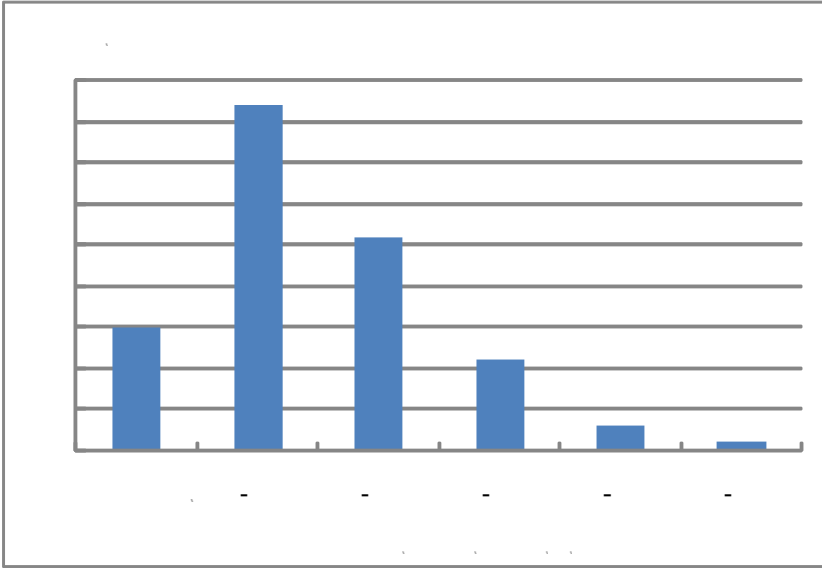


3.5

The following table shows the results of the survey. The data is presented in a table format with columns for the response options and their corresponding percentages.

Response Option	Percentage
Strongly Dislike	1. %
Dislike	1. %
Like	1. %
Strongly Like	1. %

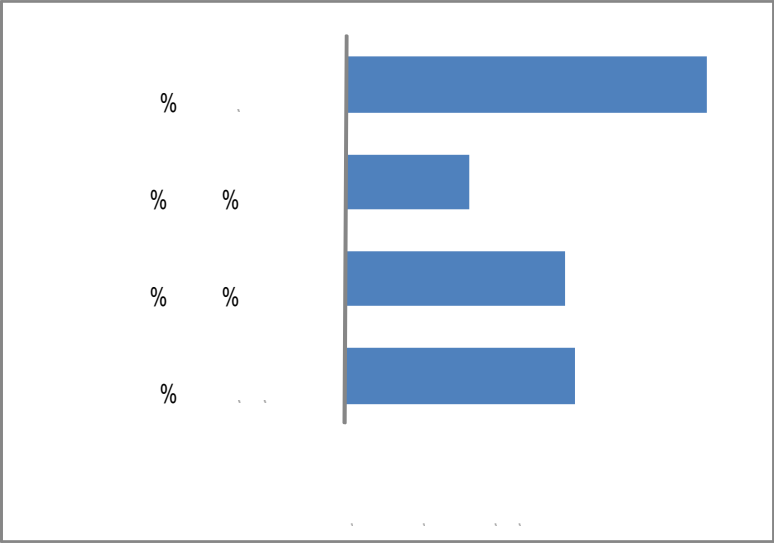
The data indicates that the majority of respondents (98%) either strongly dislike or dislike the product, while only 1% of respondents like or strongly like it.

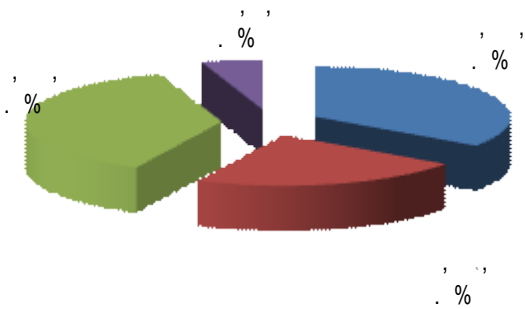


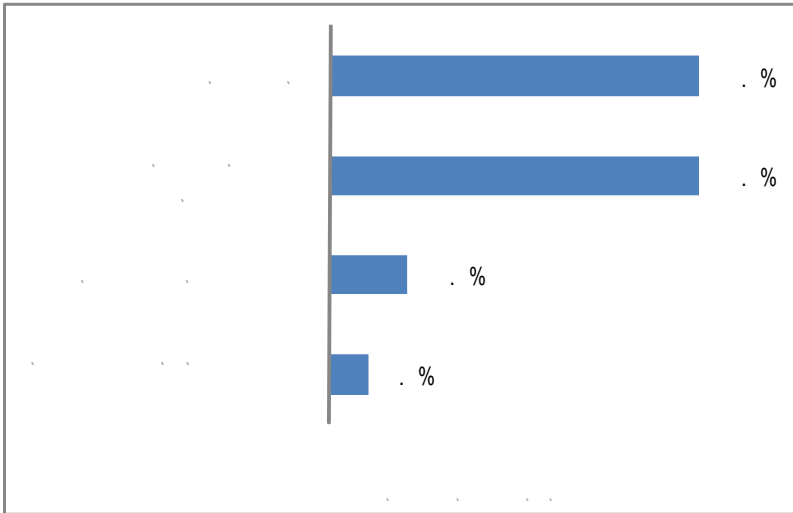
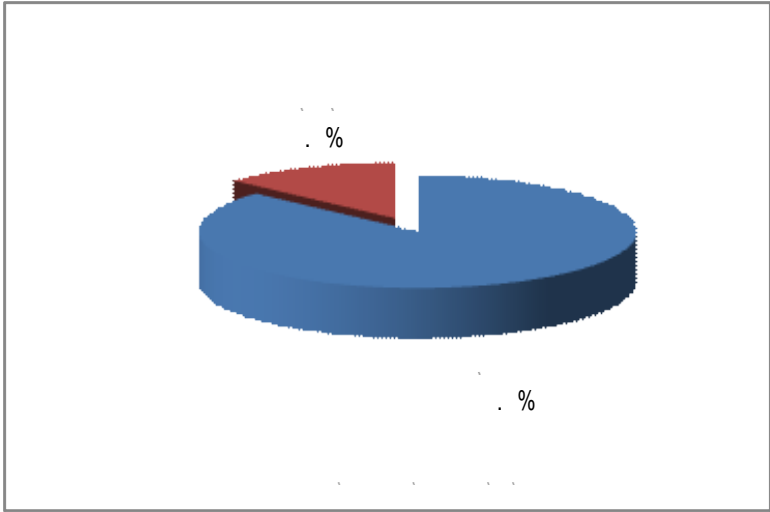
The following table shows the distribution of the variable X across six categories. The values are represented by the heights of the bars in the chart above.

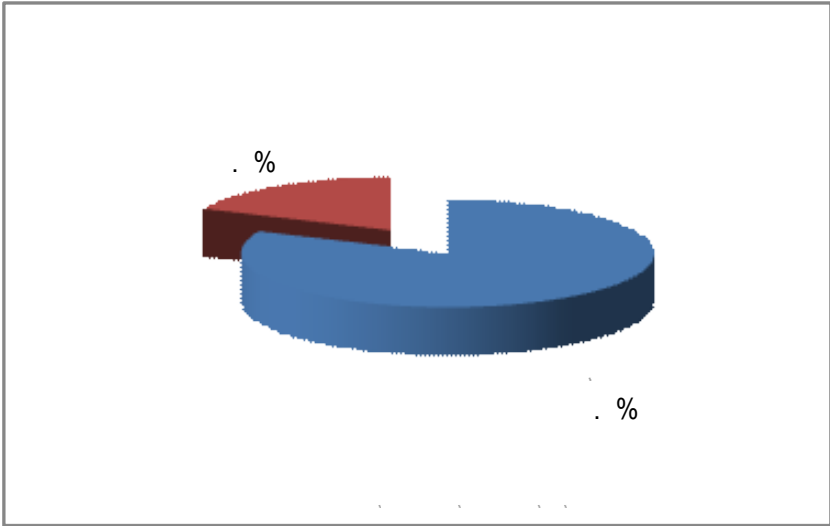
Category	Value
1	3.5
2	8.5
3	6.5
4	3.5
5	1.5
6	0.5

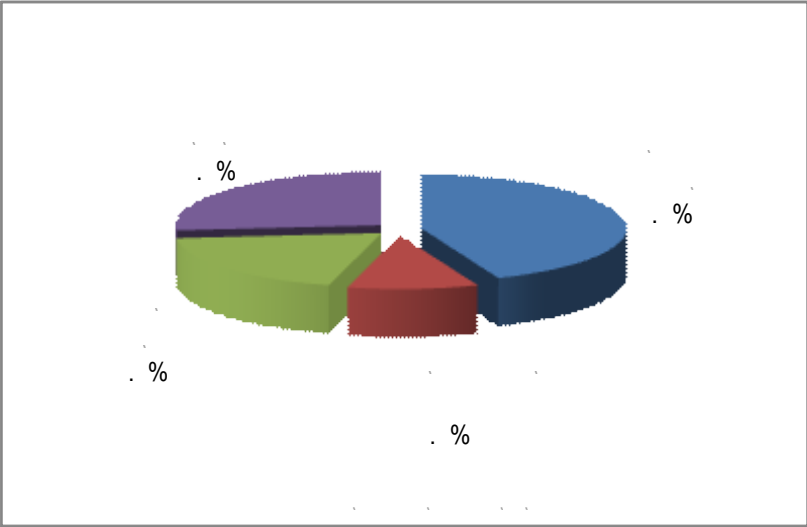
The distribution is unimodal and slightly right-skewed, with the highest frequency occurring in the second category.

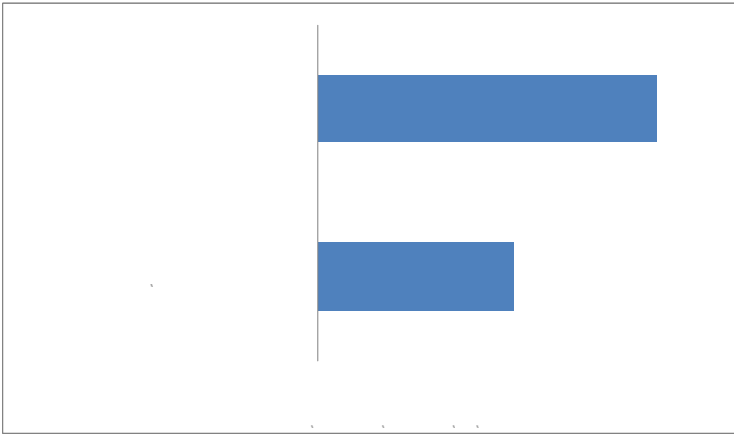


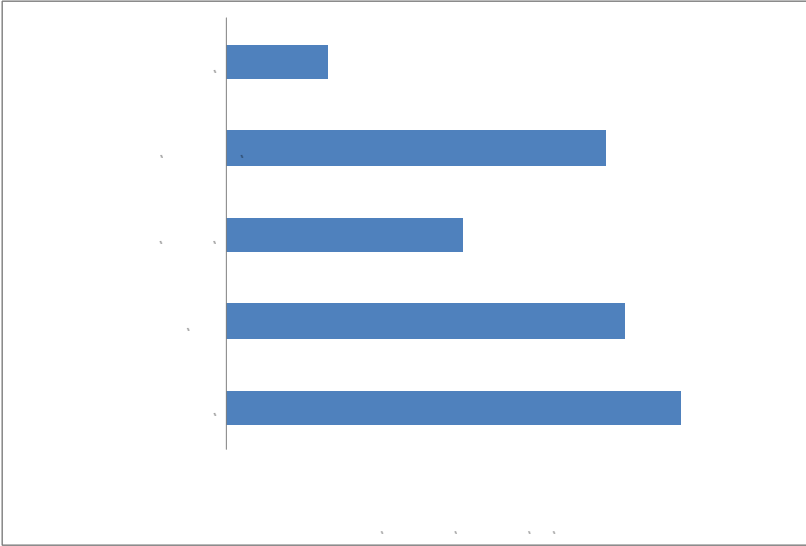


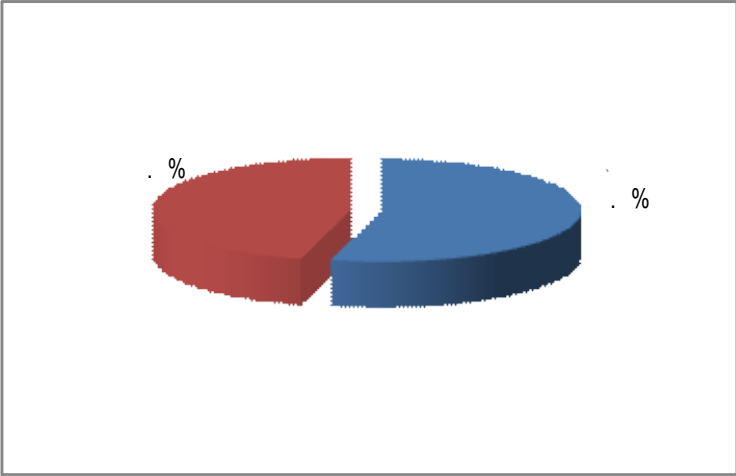




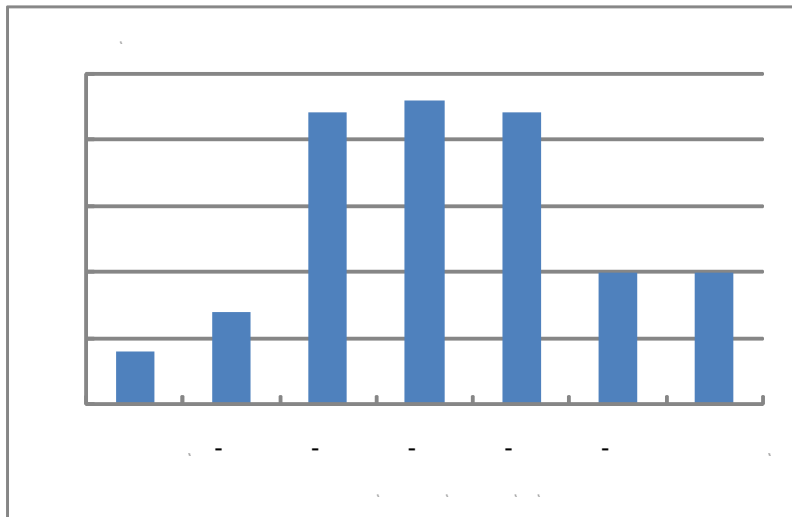


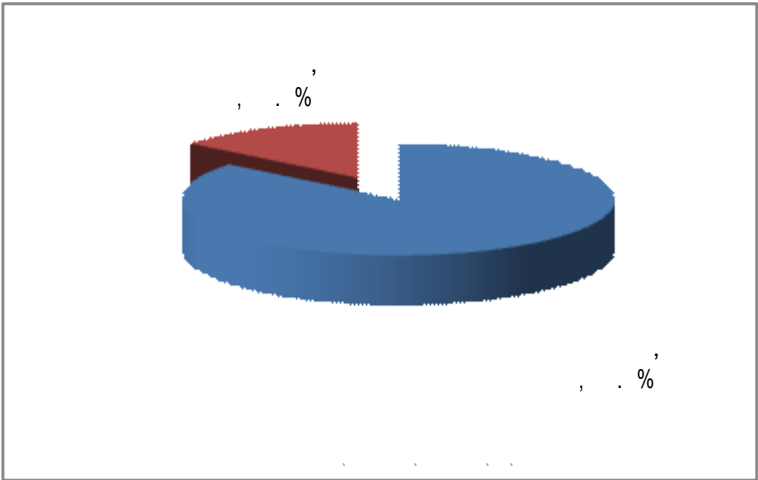
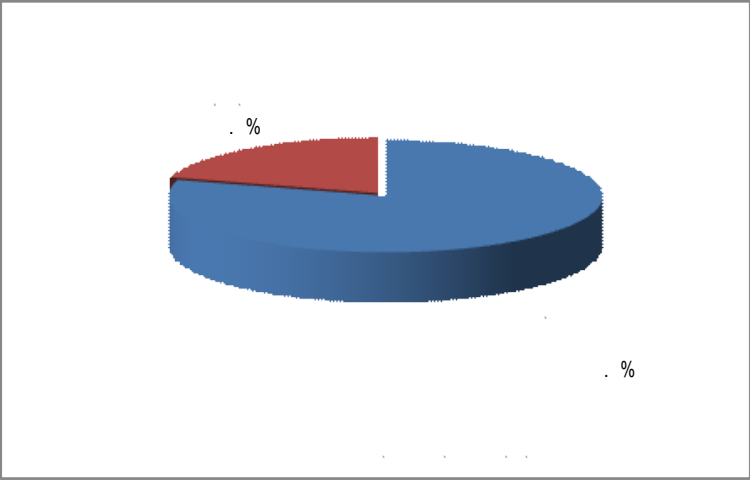


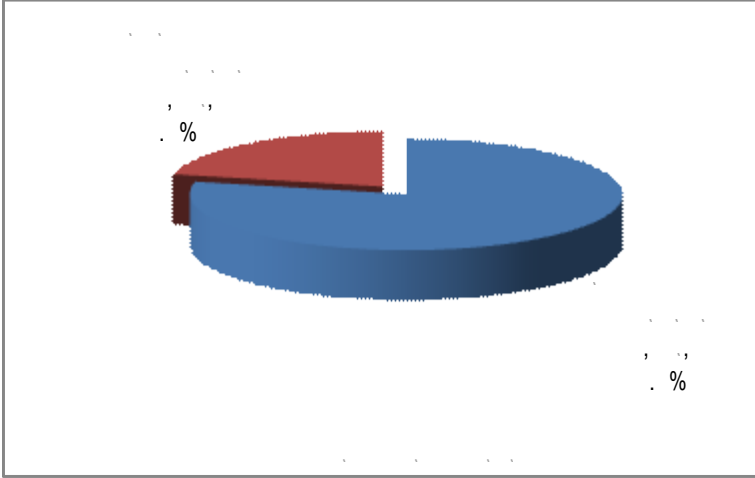





3.6

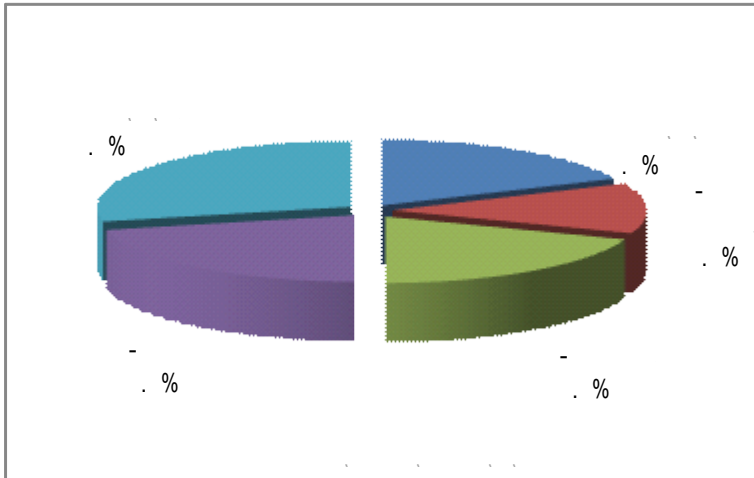


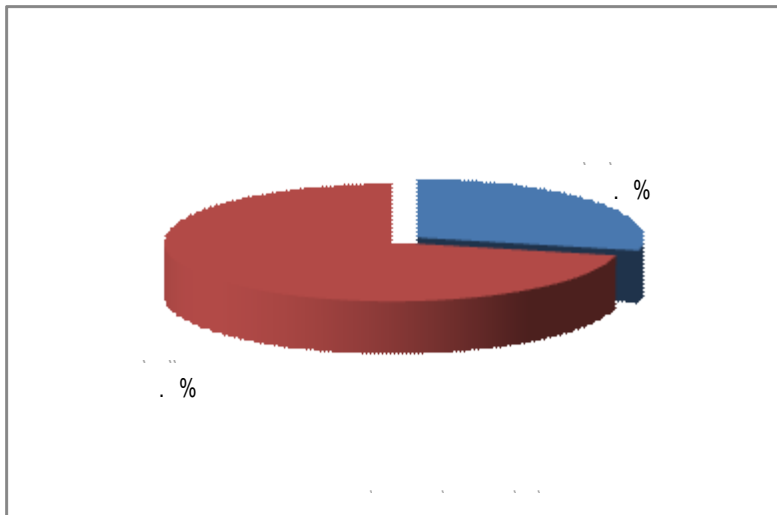
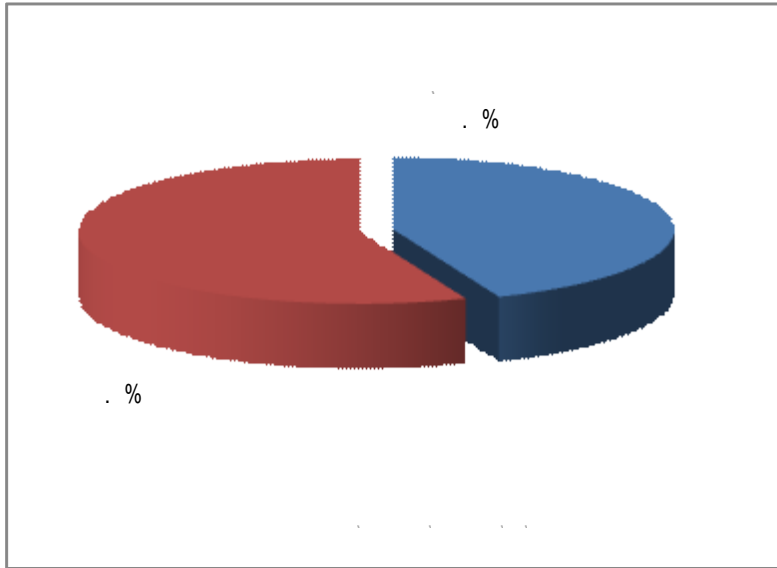


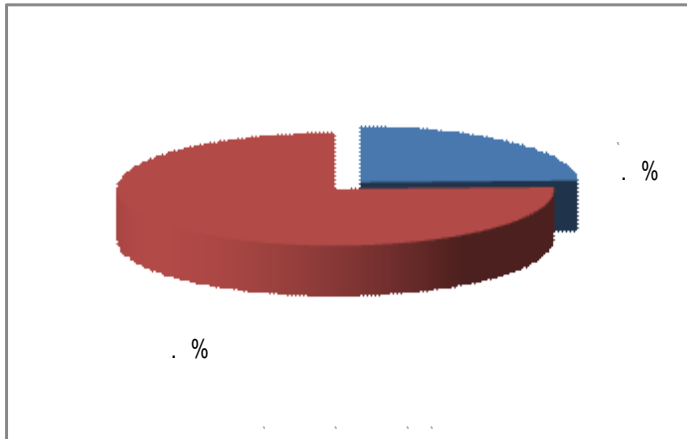
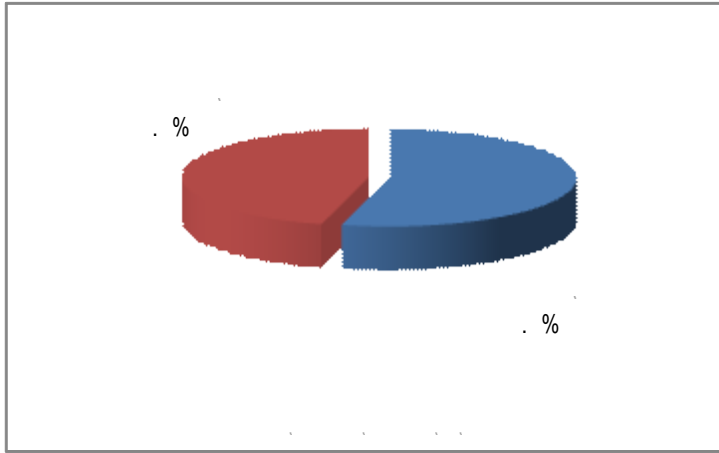




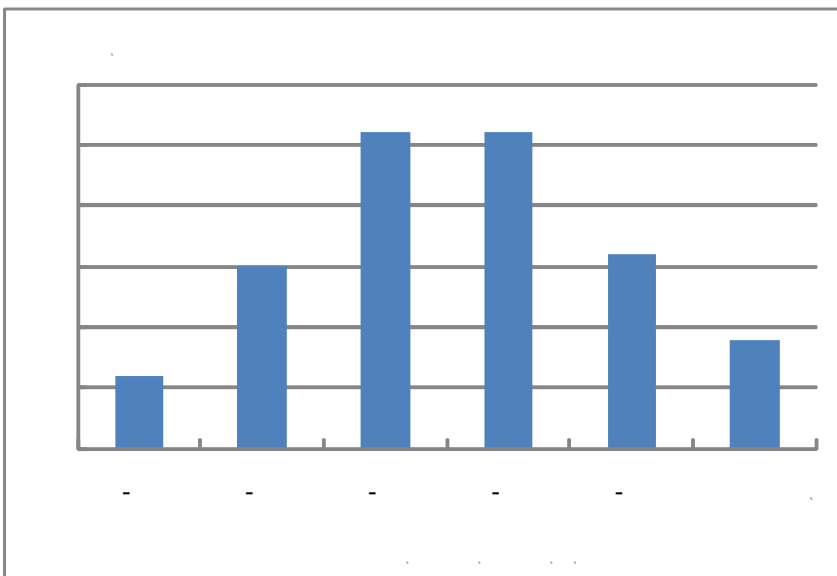
53

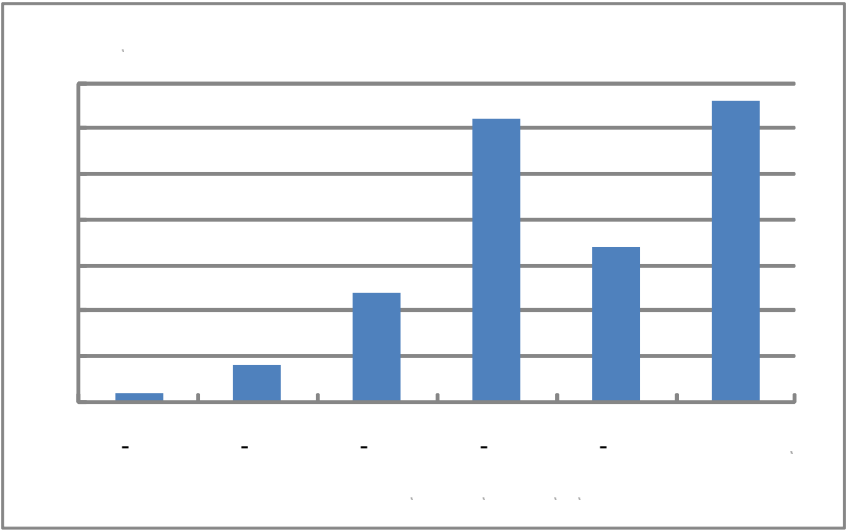




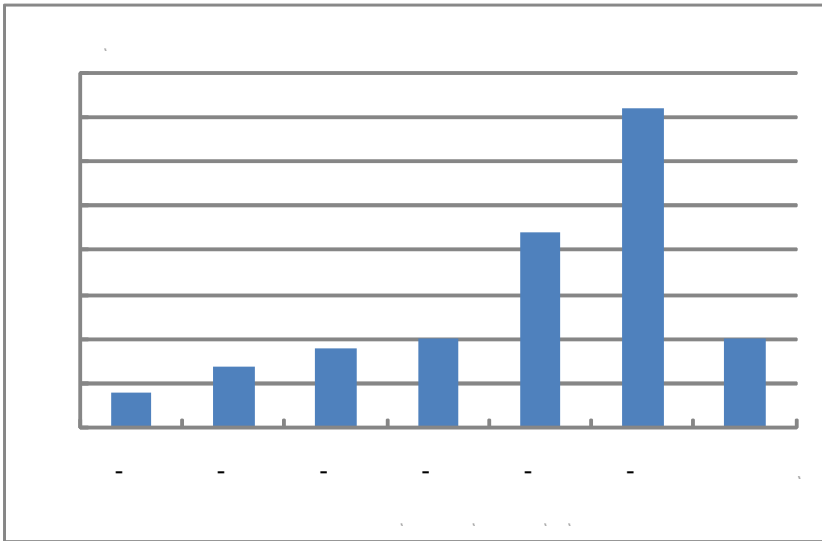


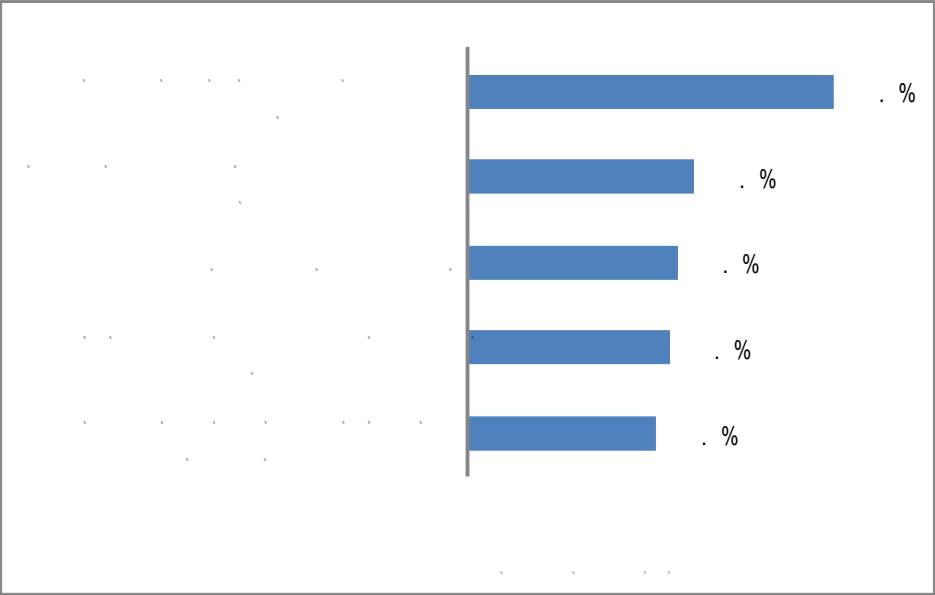
3.7

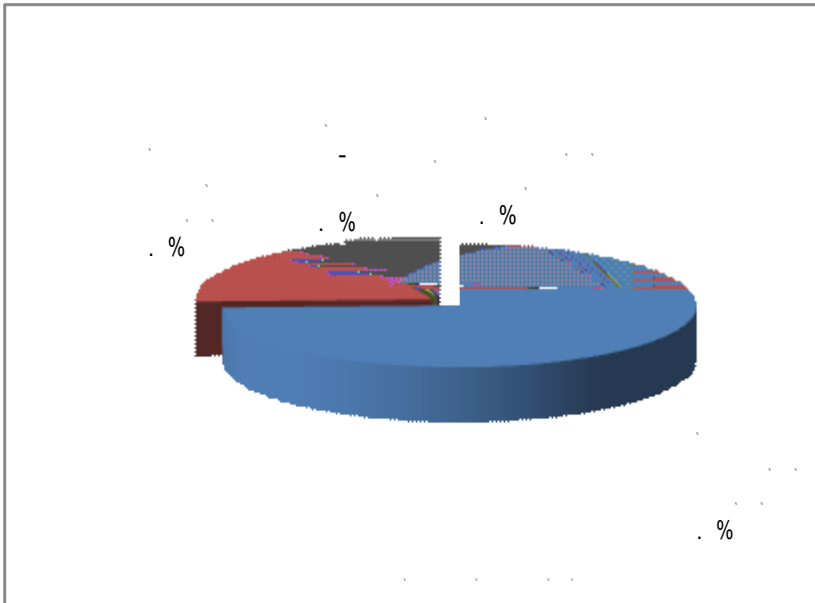




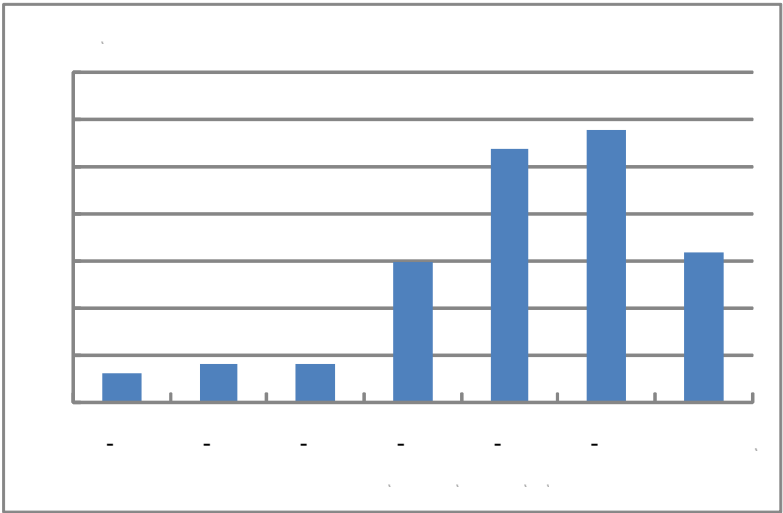
3.8

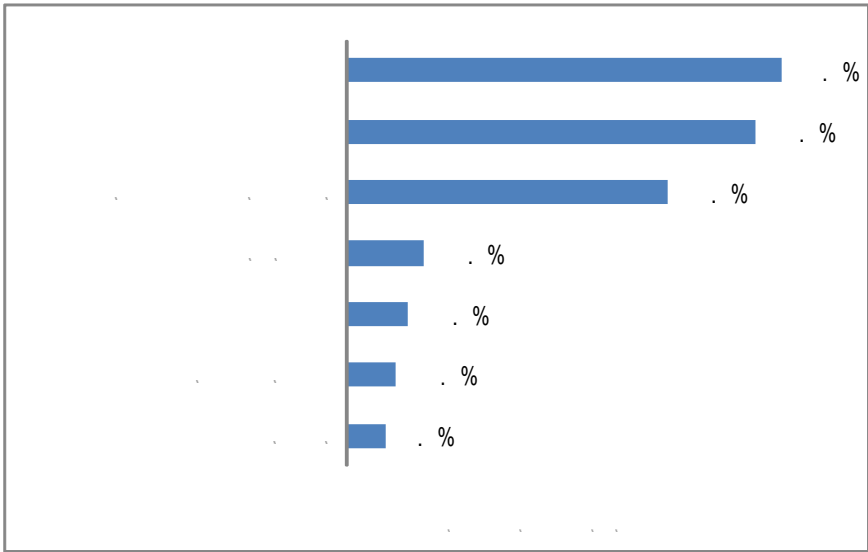


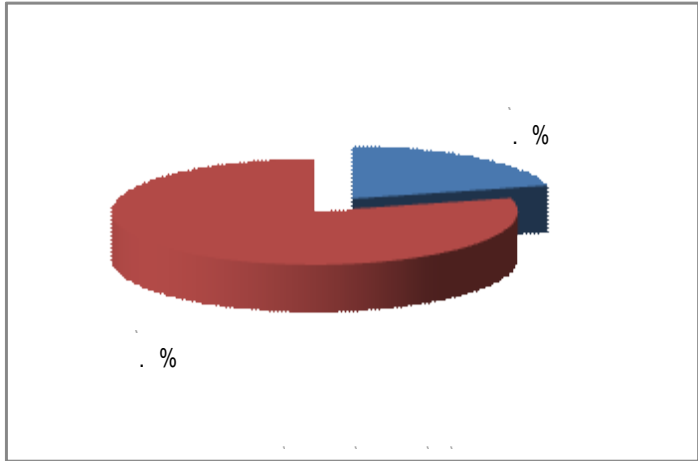
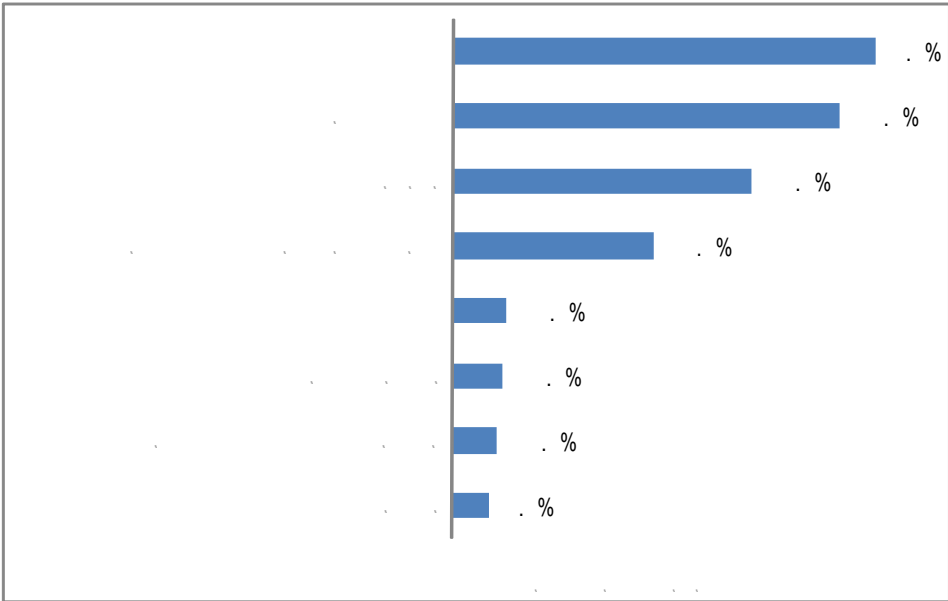




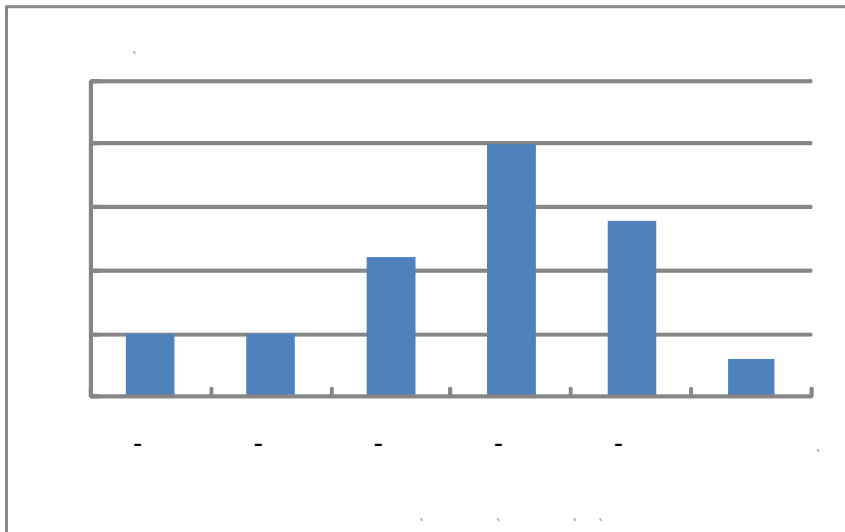
3.9

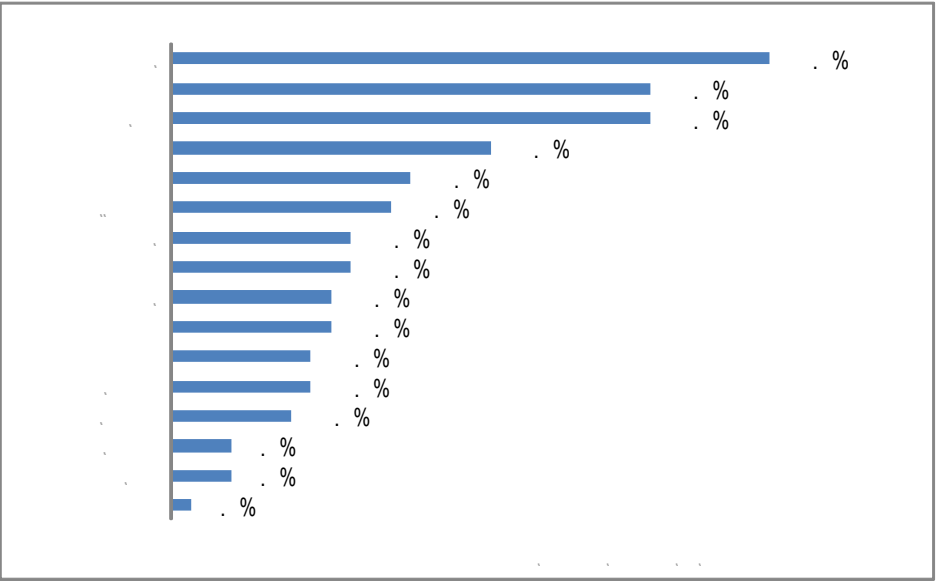


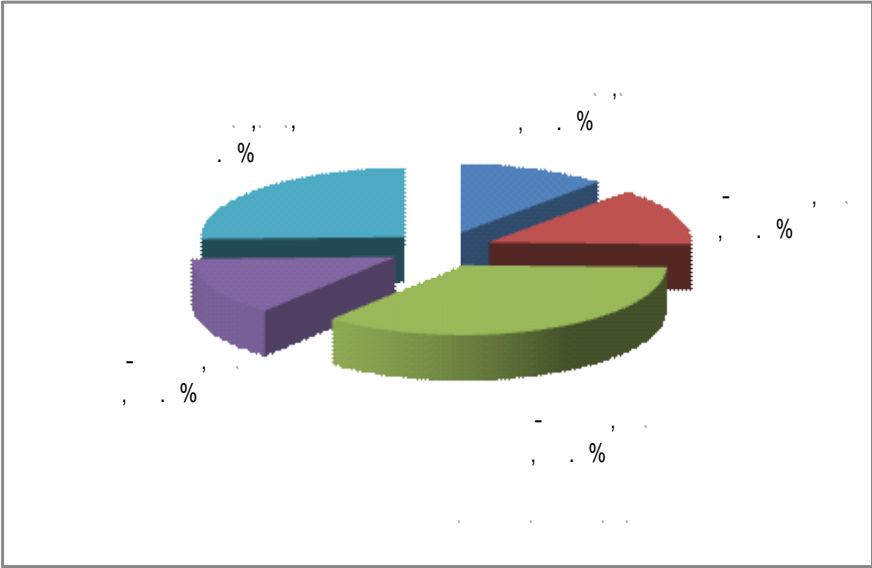




3.10





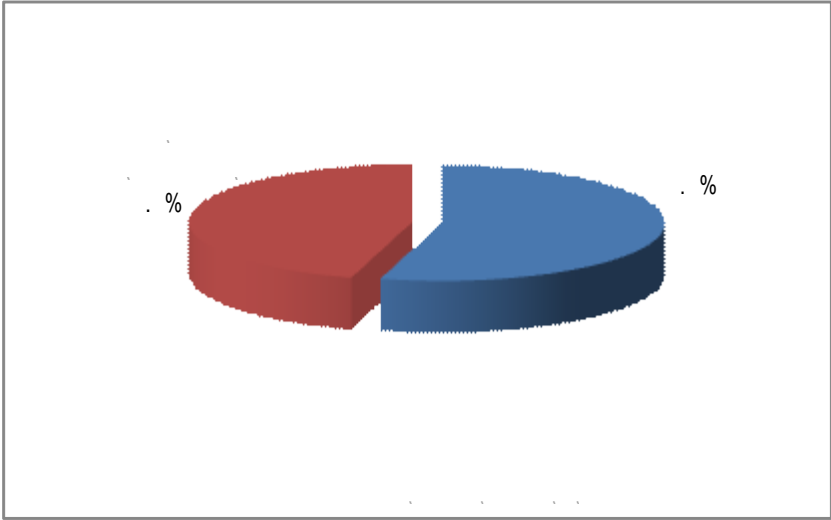
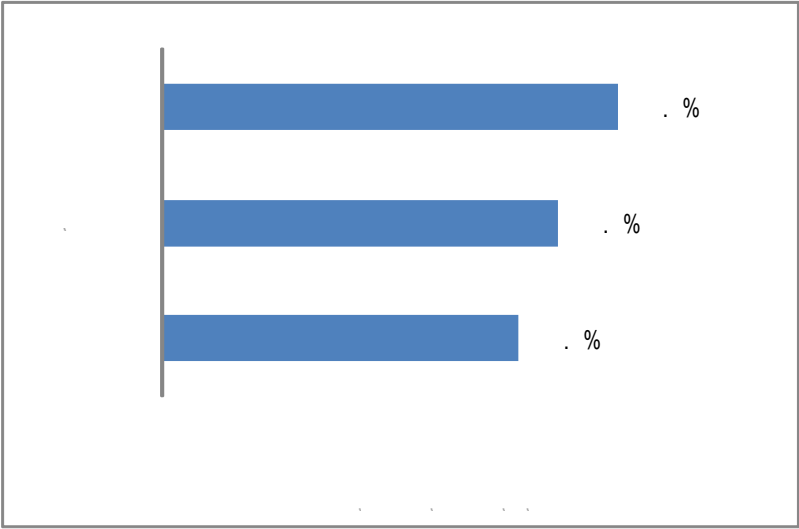



.....

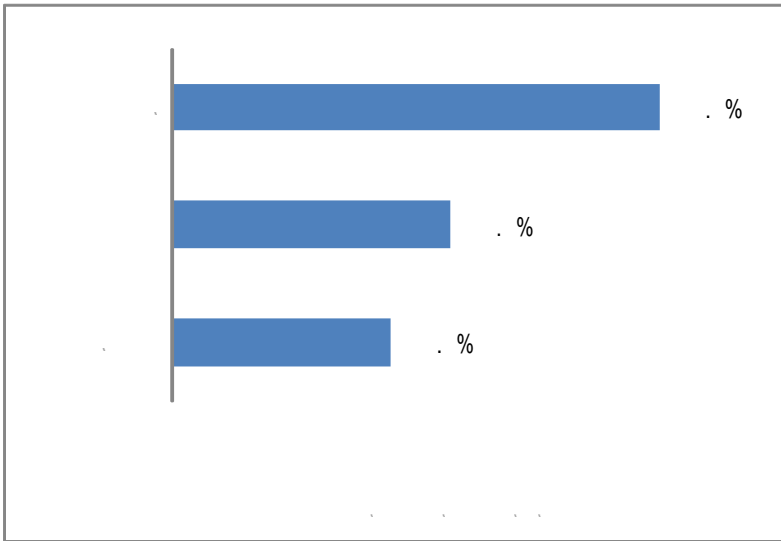
.....

.....

.....







4

• • •

x x x x x		
x x x		
x x		
x x x		
x x x		
x x		
x x x x		
x x		
x x x		
x x x		
x x x x		
x x x x x		
x x x x		
x x x		
x x x x		
x x x x		
x x x x		
x x x x		
x x x x x		
x x x		
x x x x		
x x x x		
x x x x x		
x x x		
x x x x		

x x x		
x x x		
x x x		
x x x		
x x x		
x x x x x		
x x x		
x x x		
x x x		
x x x x x x		
x x x		
x x x		
x x x		
x x x x x x		
x x x		
x x x x x		
x x x		
x x x		
x x x x x x x		
x x x		
x x x		
x x x x x		
x x x		
x x x x x		

x	x x		
x x			
x x			
x x			
x x			
x x	x		
x x	x		
x x	x		
x x			
x x			
x x	x		
x x			
x x	x		
x x	x		
x x	x		
x x	x		
x x	x		
x x	x		
x x	x		
x x	x		
x x	x x x x		
x x	x		
x x	x		
x x	x x		

x x x x x		
x x x		
x x x		
x x x		
x x x		
x x x		
x x x x x x x		
x x		
x x x x x x x		
x x		
x x x x x		
x x x x x		
x x x x x		
x x x x x		
x x x x x		

1.2.2

1.2.3 IT

x x		

x x x x x		
x x x		
x x x		
x x		
x x x		
x x		
x x x		
x x		
x x		
x x x x x		
x x x		
x x x x x		
x x		
x x x		
x x		
x x		
x x x		
x x		
x x		
x x x		
x x		
x x x		
x x x		
x x x		
x x x x x		
x x x		
x x x		
x x x x		
x x x		

x x		
x x x x x		
x x		
x x		
x x x x		
x x x x		
x x		
x x x		
x x x		
x x x x x		
x x x		
x x		
x x x		
x x x x		
x x x		
x x x		
x x x		
x x x		
x x x x x		
x x		
x x x		
x x		
x x x		
x x		
x x x		
x x x		
x x		
x x x		

x x	x	x		
x x	x	x	x	
x x				
x x	x	x		
x x	x	x	x	
x x	x		x	
x x			x	
x x	x			
x x	x			
x x	x			
x x	x	x		
x x	x	x		
x x	x	x	x	
x x	x	x	x	
x x	x		x	
x x	x		x	
x x	x		x	
x x	x			
x x	x			
x x	x	x	x	
x x	x			
x x	x			
x x	x	x	x	
x x	x			
x x	x			

x x x		
x x x		
x x		
x x x		
x x x		
x x		
x x		
x x		
x x x		
x x x		
x x		
x x x		
x x		
x x x		
x x		
x x x		
x x x		
x x x		
x x		
x x x		

1.2.4

x x		

x x x		
x x x		
x x x x x		
x x		
x x x x		
x x		
x x x		
x x x		
x x x x		
x x x		
x x x x		
x x x x		
x x x x		
x x x x		
x x x x		
x x x x x		
x x x x		
x x x x		
x x x x		
x x x x		
x x x x x		
x x x x		
x x x x		
x x x x x		

x x		
x x x		
x x x		
x x		
x x x x x		
x x		
x x		
x x x		
x x x x x		
x x		
x x		
x x x		
x x x x		
x x x		
x x x		
x x x		
x x x		
x x x		
x x x		
x x x x		
x x x		
x x x		
x x x x		
x x		
x x		
x x x		
x x		
x x x		

x x x		
x x x x x		
x x		
x x		
x x x x x x		
x x		
x x x		
x x x		
x x x		
x x x		
x x		
x x x		
x x x x x		
x x x x x x		
x x x x x x x		
x x		
x x x		
x x		
x x x		

1.2.5 ARP

x x x		
x x x x x		
x x x		

x x		
x x		
x x		
x x x x x		
x x x		
x x x		
x x x x x x		
x x x		
x x		
x x		
x x x		
x x x		
x x x		
x x x		
x x x		
x x x		
x x x		
x x x		
x x x x x x		
x x x		
x x x x x x		
x x x x		
x x		
x x x x x x x x		

x x x		
x x x		
x x x		
x x		
x x x x x x		
x x		
x x x		
x x x x x		
x x x		
x x x		
x x		
x x x		
x x x x		
x x x x		
x x x x x		
x x x x x x		
x x x		
x x x		

1.2.6

x x x		
x x x		
x x x		
x x		

x x x x		
x x		
x x		
x x x		
x x		
x x		
x x x		
x x x		
x x x x x		
x x		
x x		
x x x x		
x x x		
x x		
x x x		
x x x x		
x x x x		
x x x x		
x x x x x		
x x x x		
x x x x		
x x x x x x x		
x x x		
x x x x x		

x x		
x x x		
x x		
x x x x x		
x x		
x x x x x		
x x		
x x x		
x x		
x x x		
x x		
x x x x x		
x x		
x x		
x x x x x		
x x x		
x x		
x x x		
x x x x x		
x x		
x x x		
x x		
x x x		
x x		
x x x		
x x		
x x x		

x	x x		
x x	x		
x x	x x x		
x x			
x x			
x x	x		
x x	x x		
x x			
x x	x		
x x	x		
x x	x x x		
x x	x x x		
x x			
x x	x		
x x			
x x	x x		
x x			
x x	x		
x x	x x		
x x			
x x	x x		
x x	x x x x		
x x	x		
x x			

x x		
x x		
x x		
x x	x	
x x	x x x	
x x	x	
x x	x	
x x	x x	
x x	x	
x x	x	
x x	x	
x x	x	
x x	x	
x x	x	
x x	x	
x x	x	
x x	x	
x x	x	
x x	x	
x x	x	

1.2.7

	x	x
x x		
x x	x	
x x	x	

x x x		
x x x		
x x		
x x x		
x x		
x x x		
x x x		
x x x		
x x x		
x x x		
x x		
x x		
x x x		
x x		
x x x		
x x		
x x x		
x x x		
x x x		
x x x		
x x x		
x x x		
x x x		
x x x		
x x x		
x x x		
x x		
x x		

x x x		
x x		
x x x		
x x x x x		
x x		
x x x		
x x x		
x x		
x x x		
x x		
x x x		
x x		
x x x		
x x x		
x x x x x		
x x x x		
x x		
x x x		
x x x x		
x x		
x x x		
x x x x		
x x		
x x x		
x x x		
x x x		
x x x x		
x x		
x x		

x x x x x		
x x x x x		
x x x x x		
x x		
x x x x x		
x x		
x x x		
x x x x		
x x x		
x x		
x x x x x		
x x		
x x		
x x x x x		
x x		
x x x x		
x x		
x x		
x x x		
x x		
x x		
x x x		
x x x		
x x x		
x x x		
x x x		
x x x x x x x x		

x x		
x x x		
x x		
x x		
x x x x x x		
x x		
x x x		
x x x		
x x x		
x x x		
x x x		
x x x		
x x x x x		
x x x x		
x x x x x		
x x x		
x x x x		
x x x		
x x x		
x x x		
x x x x		
x x x		
x x		
x x		
x x x		

x x x		
x x x x x		
x x x x x x x		
x x		
x x		
x x x		
x x x		
x x x		
x x x		
x x x		
x x x x		
x x x x		
x x x x		
x x x x		
x x x x		
x x x x		
x x x x		
x x x x		
x x x x x x x		
x x x x x x		
x x x x		

1.2.9

x x x x x x	x x	
x x x		

x x		
x x x		
x x		
x x x		
x x x		
x x		
x x		
x x x x		
x x		
x x x		
x x x x x		
x x		
x x		
x x x		
x x		
x x x		
x x		
x x x x x		
x x x x		
x x		
x x x x x		
x x x x		
x x		
x x x x x		
x x x x x		

x x x		
x x x		
x x x x x x x		
x x x x		
x x		
x x x x x x		
x x x		
x x x		
x x		
x x		
x x x		
x x x		
x x x		
x x x x		
x x x x x x x x		
x x x x x		
x x		
x x x x x x		
x x x x x x x		
x x x		
x x x x x x		
x x x		
x x x x x		
x x x		

x x x		
x x x x		
x x x x x		
x x		
x x x		
x x x x x		
x x x x x		
x x		
x x x		
x x x		
x x x x		
x x		
x x x		
x x x		
x x x x		
x x x x		
x x x x x		
x x x x		
x x x x x		
x x x x		

1.2.10

x x x		
x x		

x x		
x x	x x	
x x		
x x	x	
x x		
x x	x	
x x		
x x	x	
x x		
x x	x	
x x		
x x	x	
x x	x x	x
x x	x x x x	
x x		
x x		
x x	x	
x x	x	
x x		
x x	x	
x x	x x	
x x		
x x	x	
x x	x x	
x x	x x	

x x	x		
x x	x		
x x	x		
x x	x		
x x			
x x			
x x	x		
x x	x x		
x x			
x x	x		
x x			
x x			
x x	x		
x x	x x x		
x x	x x x		
x x	x x		
x x	x x x		
x x			
x x			
x x	x		
x x	x		
x x	x x x		
x x	x		
x x	x x x		
x x	x		
x x	x		

x x	x x		
x x	x x		
x x	x x x		
x x			
x x	x x		
x x	x		
x x			
x x			
x x	x		
x x	x x x		
x x	x x x		
x x	x		
x x	x		
x x	x		
x x	x x x		
x x	x		
x x	x		

1.2.11

x x	x	
x x	x	
x x	x	

x x		
x x		
x x	x x	
x x		
x x		
x x	x	
x x		
x x		
x x		
x x		
x x	x x	
x x		
x x		
x x	x x	
x x		
x x		
x x	x	
x x	x	
x x	x	
x x		
x x		
x x		
x x		
x x	x	
x x	x x x	

x x x x x x		
x x x		
x x x		
x x		
x x x x x		
x x		
x x x		
x x		
x x x x x		
x x x		
x x x x x x x		
x x x x		
x x x x		
x x x		
x x x x x		
x x x		
x x x		
x x x		
x x x x x		
x x		
x x x x x		
x x x		
x x x		
x x x		
x x x		

x	x x		
x x	x		
x x	x		
x x			
x x			
x x	x		
x x	x		
x x			
x x			
x x	x x		
x x	x		
x x	x		
x x	x x		
x x	x		
x x	x x		
x x	x		

1.2.12

x x		
x x	x	
x x		
x x		

x x x x x		
x x		
x x x x x		
x x x		
x x		
x x x x		
x x x		
x x x		
x x x		
x x x x x		
x x x		
x x x x x		
x x		
x x		
x x x x		
x x		
x x		
x x		
x x x		
x x x x x		
x x x		
x x		
x x x x x		
x x x		

x x		
x x x		
x x x		
x x x x x		
x x x		
x x x		
x x x		
x x x		
x x x		
x x x		
x x x		
x x x x x		
x x x		
x x x		
x x x x x		
x x x		
x x x		
x x x		
x x x		
x x x x x		
x x x		
x x x		
x x x		
x x x x x		

x x x		
x x x x x x		
x x		
x x x		
x x x x		
x x		
x x x x x		
x x		
x x x		
x x		
x x		
x x x		
x x		
x x x		
x x x x x		
x x x		
x x x		
x x x x		
x x		
x x x		
x x x x		
x x x		
x x x x x		
x x x x x		
x x x		
x x x x		

2.2.1

2.2.2

2.2.3

IT

--	--	--

--	--	--

2.2.6

2.2.7

2.2.8

--	--	--

3

3.2.1

--	--	--

x x x		
x x		
x x		
x x x		
x x		

3.2.4 ARP

x x		x
x x		
x x x		
x x		
x x		
x x		
x x		
x x		
x x x		
x x x		
x x		
x x x		

3.2.5

x x		x
x x x		
x x x		

• •	• • • •	•
		40%
		20%
		20%
		20%

2

V7.0

• •		• •		• • • •		• • • •	
• • •	•	• • • • •	•	• • • • •	•	• • • • •	•
• • •		• • •		• • • • •		• • • • •	

3

V7.0

1

V1.0

